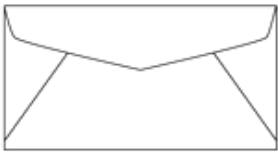


ENVELOPE SIZES

Will the finished piece be mailed?

- If mailing, restrictions on weight, size, shape and content of the finished piece may apply.
- Use a mock-up of the final piece to determine the weight and postage rate in advance.
- Have the post office approve the mock-up of the final piece before you go to press.



commercial



policy-open end



window



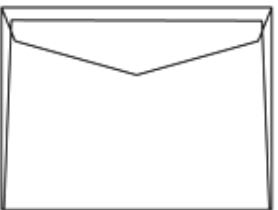
baronial



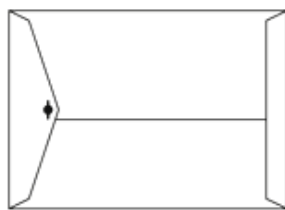
square flap



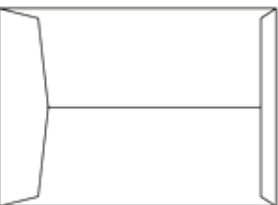
announcement



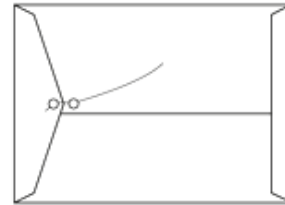
booklet



clasp



catalog



string & button

Envelope No.	Dimensions/ Inches
No. 6-3/4	3-5/8 x 6-1/2
No. 7	3-3/4 x 6-3/4
No. 7-3/4 (Monarch)	3-7/8 x 7-1/2
No. 8-5/8 (Check)	3-5/8 x 8-5/8
No. 9	3-7/8 x 8-7/8
No. 10	4-1/8 x 9-1/2
No. 11	4-1/2 x 10-3/8
No. 12	4-3/4 x 11
No. 14	5 x 11-1/2

Less than 3-5/8 x 5-1/8 cannot be mailed.

Envelope	Window Size	Position/ Left	From/ Bottom
6-3/4, 7, 7-3/4 (Monarch)	1-1/8 x 4-1/2	7/8	1/2
8-5/8	1 x 3-3/4	1-1/8	3/4
Check A	1-1/8 x 4-3/4	5/8	13/16
Check B	1 x 4	1	3/4
No. 9, 10, 11	1-1/8 x 4-1/2	7/8	1/2

Envelope No.	Dimensions/ Inches
A-2	4-3/8 x 5-3/4
A-6	4-3/4 x 6-1/2
A-7	5-1/4 x 7-1/4
A-8	5-1/2 x 8-1/8
A-9	5-3/4 x 8-3/4
A-10	6 x 9-1/2

"A" envelopes have square flaps.

No. 4	3-5/8 x 5-1/8
No. 5	4-1/8 x 5-1/2
No. 5-1/2	4-3/8 x 5-3/4
No. 6	4-3/4 x 6-1/2
Lee	5-1/4 x 7-1/4
No. 8	5-3/4 x 8

Baronial envelopes have pointed flaps.

*Depending on manufacturer, seam and flap styles can vary.